

POWERMATIC[®]AXIS

The height adjustable concealed door closer

SAMUEL HEATH



 **SIMONSWERK**

TECTUS[®] TE 540 & TE 527
3D Concealed Hinges

POWERMATIC®AXIS

The height adjustable concealed door closer

Samuel Heath, the makers of the well-known and trusted POWERMATIC concealed door closer, are now able to offer a complete concealed door closing system in association with SIMONSWERK and their innovative TECTUS concealed hinge.

POWERMATIC AXIS and TECTUS ensure that the door is free from any visible hardware that can detrimentally affect its appearance. Both the POWERMATIC AXIS door closer and the TECTUS hinge are completely concealed, offering a clean look and superb functionality, something not matched by other manufacturers.

The adjustable concealed closer system offers many benefits, which enhance aesthetics, safety and reliability of door openings across a wide variety of projects. The POWERMATIC AXIS hydraulic concealed door closer is an excellent solution for a variety of situations where smooth, controlled, automatic closing is required. The combination of the POWERMATIC AXIS closer with TECTUS hinges not only meets the exacting requirements of aesthetics but also maintains superior functionality.



Samuel Heath's hydraulic assembly plant at its factory in Birmingham, England

Minimalist design with superior function

The combination of standard commercial butt hinges and a regular overhead closer (as seen below) does not have the clean, aesthetically-pleasing look that this concealed hardware combination of closer and hinges can offer. POWERMATIC AXIS concealed closer and SIMONSWERK TECTUS hinges allow for continuity in design without the disruptive effect of exposed overhead closers and unsightly hinges. Maximum door weight = 80kg.

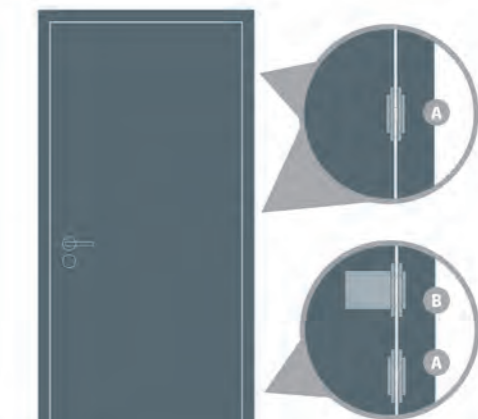
As with all of our door closers, POWERMATIC AXIS also delivers exceptional performance; complying with the requirements of EN 1154 and BS 1154, the door closer carries both CE and UKCA marks, signifying its suitability for use in both fire and non-fire door situations.



Conventional commercial hinges and overhead closer



POWERMATIC AXIS concealed door closer (B) with TECTUS concealed hinges (A)

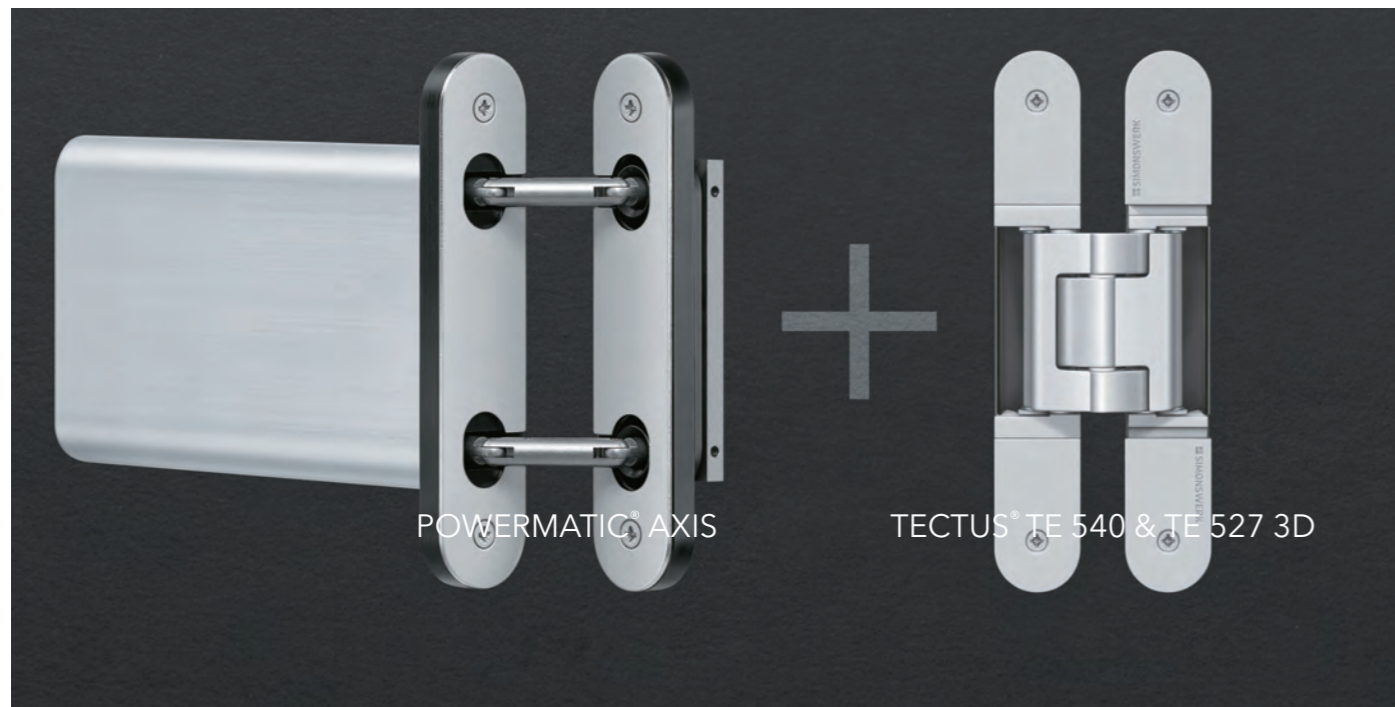


POWERMATIC®AXIS

Samuel Heath already provides a comprehensive range of concealed door closers for a variety of applications, including hospitality, residential and commercial doors. With the addition of the TECTUS Concealed hinge (available from SIMONSWERK UK) there is now a complete door closer solution consisting of the POWERMATIC AXIS concealed closer and the TECTUS concealed hinge. With its adjustable closing speed and power latching action, the POWERMATIC AXIS utilises a unique twin power design for latched and unlatched installations. The POWERMATIC AXIS closer can be used in combination with the TECTUS TE 540 and TE 527 3D hinges on wood or steel doors up to a maximum opening angle of 105 degrees and maximum weight of 80kg.


The height adjustable concealed door closer

As a concealed door closer, POWERMATIC AXIS offers consistent functionality as well as a minimalist visual appearance. POWERMATIC AXIS is available with cover plates in a range of finishes to match the TECTUS hinge. For ease of installation and proper alignment, this closer offers compatible height adjustment, working in combination with the TECTUS hinge system. The POWERMATIC AXIS offers the ultimate in door control without the need to compromise the appearance of the door itself or the aesthetics of the finished product.



TECTUS® The completely concealed hinge system

The TECTUS series of concealed hinges offers unsurpassed quality, versatility and depth. This hinge enables the optimal integration of flush doors for contemporary designs. The adjustment feature provides a simple way to create a perfect margin between the door and the frame, enabling the door to be adjusted in three dimensions (horizontal, vertical and in/out) by simply turning an Allen key. The POWERMATIC AXIS is compatible with the vertical adjustment features of the TECTUS hinge. The refined visual appearance, in combination with its maintenance free slide bearings, distinguish TECTUS from all other concealed hinges.



POWERMATIC®AXIS Building on success

POWERMATIC AXIS builds on the heritage of the Powermatic R100 door closer which was launched 12 years ago and has been installed on prestigious sites around the world including:

Apple's new headquarters in Cupertino

London Heathrow Terminal 5

The Savoy Hotel, London

Japanese Embassy, London

Jumeirah Emirates Towers, Dubai

Forte Grand Hotel, Abu Dhabi

Grand Hyatt, Jordan

Palais de Justice, Lyon, France

Sheraton, Istanbul, Turkey

Crowne Plaza, Hefei, China

Arsenal Football Club, London

Hyatt Regency, Birmingham, GB

Hoxton Hotel, New York

This next step in the evolution of POWERMATIC sees POWERMATIC AXIS previewed at **100% Design** in London together with SIMONSWERK UK specifically to work with multi-axis concealed hinges.

Patents pending: GB2559613, PCT/GB2018/050394

SAMUEL HEATH

Leopold Street
Birmingham
England
B12 0UJ

Tel: (0121) 766 4200
info@samuel-heath.com
concealeddoorclosers.com